

Scaled data based on original data using  
LM-79-08 Approved Method: Electrical and Photometric Measurements of Solid-  
State Lighting Products

Test Report Prepared for  
Cooper Lighting Solutions  
(formerly Eaton)

Brand: ALL-PRO

Report Number: P22712

Luminaire Tested: **AL2050LPCGY**

Test Date: 09/14/12

**Test Information**

Test Method: LM-79-08  
Report Number: P22712  
Test Lab: INNOVATION CENTER P2  
Test Date: 09/14/12  
Issue Date: 03/03/2020  
Manufacturer: COOPER LIGHTING SOLUTIONS (FORMERLY EATON)  
Product Line: ALL-PRO  
Catalog Number: AL2050LPCGY  
Description: WHITE LED BARN LIGHT WITH PRISMATIC DROP LENS  
Light Source: (1) CREE 5000K LED  
CXA2011 J-BIN  
Ballast/Driver: (1) IPP ELECTRONIC DRIVER  
LP1040-48-C0830

**Summary**

Lumens per Lamp: N/A  
Luminaire Lumens: 2683.3 lumens  
Efficiency: N/A  
Efficacy: 63.9 lumens/watt  
Luminous Opening: Vertical Cylinder (Dia: 0.7' x H: 0.18')  
IES Classification: Type V - Short - Cutoff  
BUG Rating: B1 - U3 - G1

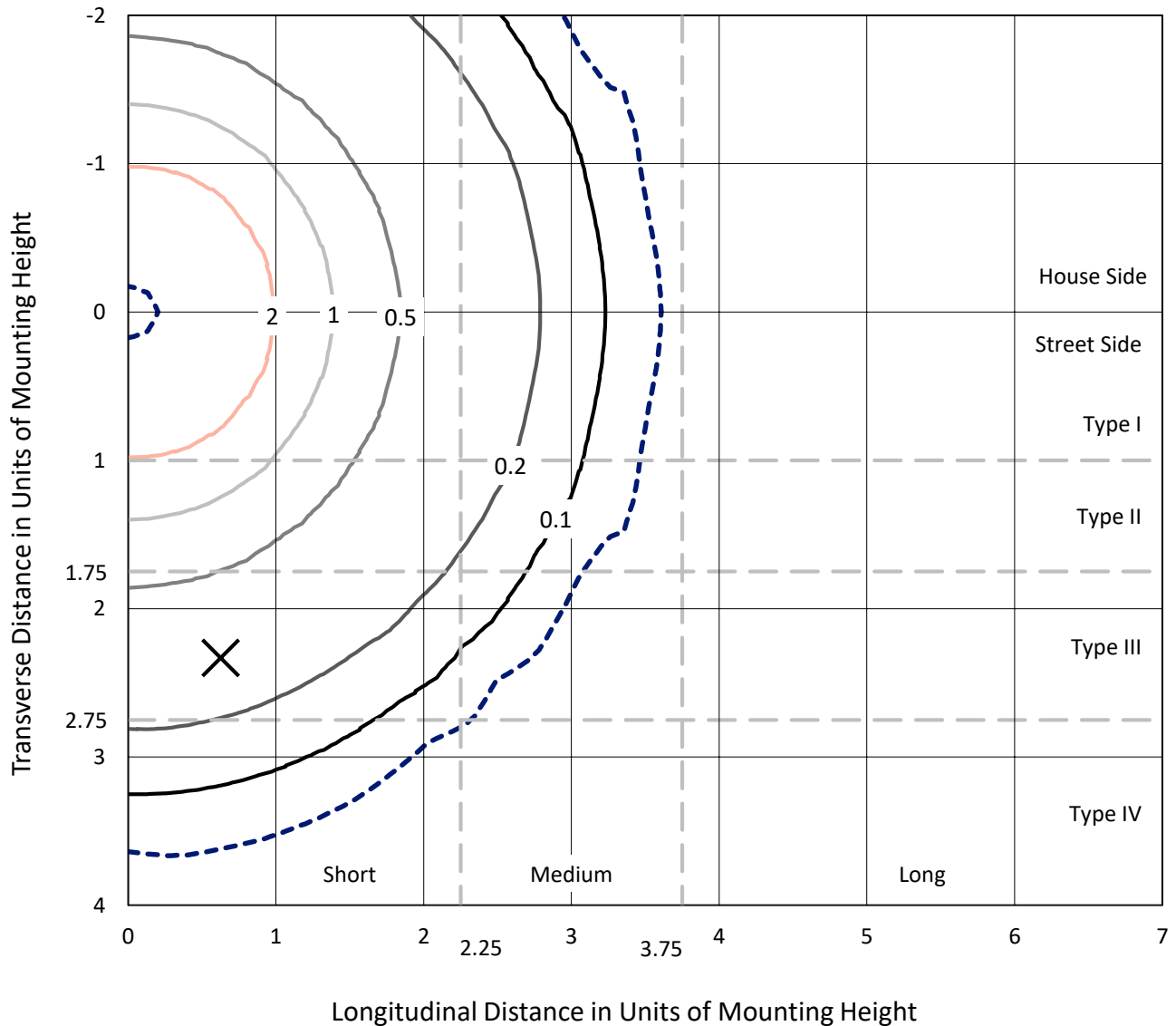
Input Watts (W): 42  
Input Voltage (V): 120.06  
Input Current (Ain): 0.356  
Voltage Rise (V): NR  
Power Factor: NR  
Total Harmonic Distortion (THDi): NR  
Frequency (hertz): 60  
Stabilization Time: NR  
Operation Time: 3 HR  
Ambient Temperature (°C): 25.4  
Test Distance: 25 FT



REPORT NUMBER: P22712  
 CATALOG NUMBER: AL2050LPCGY

### Iso-Footcandle Lines of Horizontal Illumination

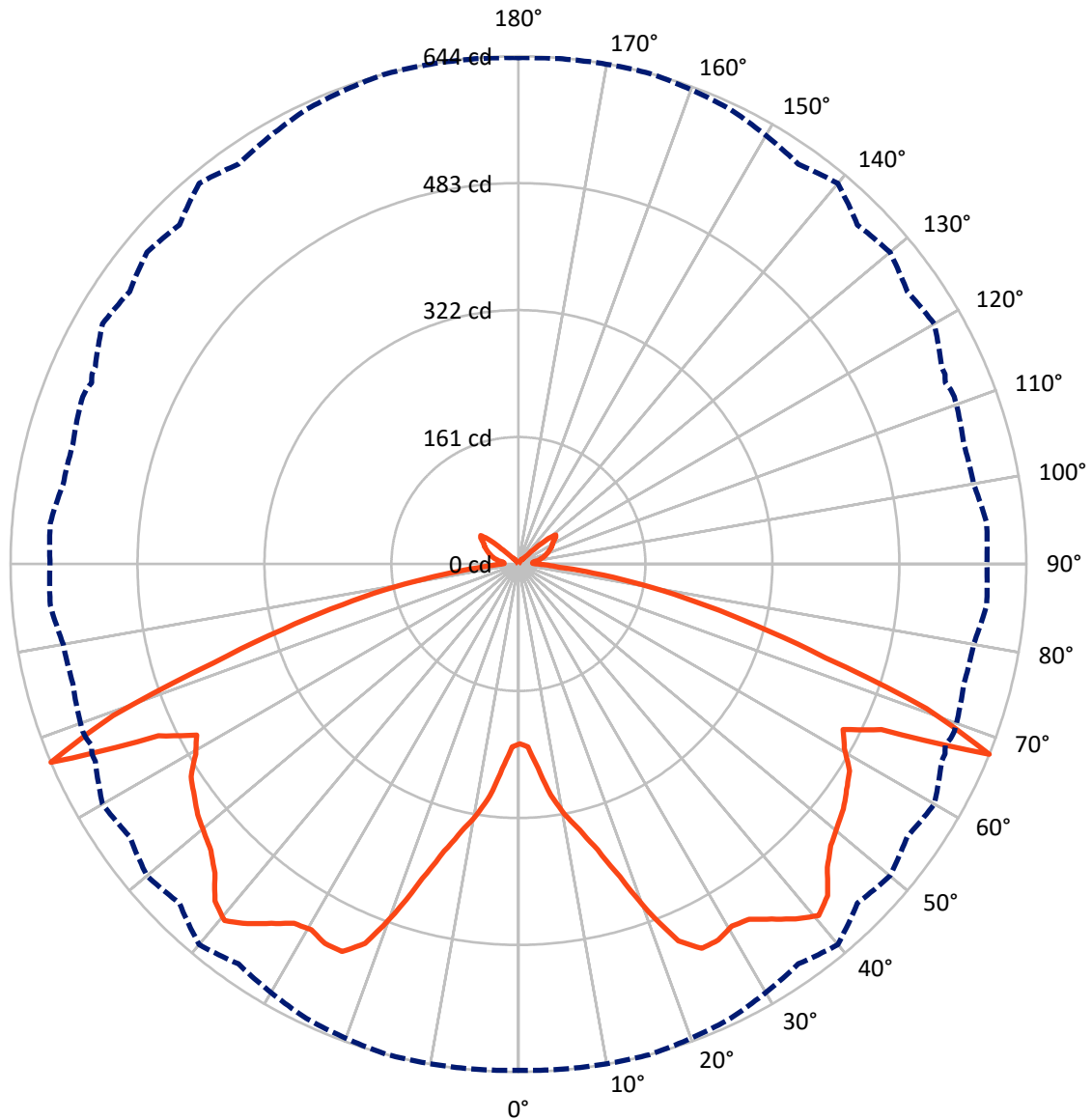
× Max cd  
 - - - 1/2 Max cd



Based on 10 foot mounting height. Maximum calculated value = 4.1 fc  
 Type V - Short - Cutoff

REPORT NUMBER: P22712  
CATALOG NUMBER: AL2050LPCGY

### Luminous Intensity Polar Plot



— Vertical Plane Through 15-Deg Lateral    - - - Horizontal Cone Through 67.5-Deg Vertical

REPORT NUMBER: P22712  
 CATALOG NUMBER: AL2050LPCGY

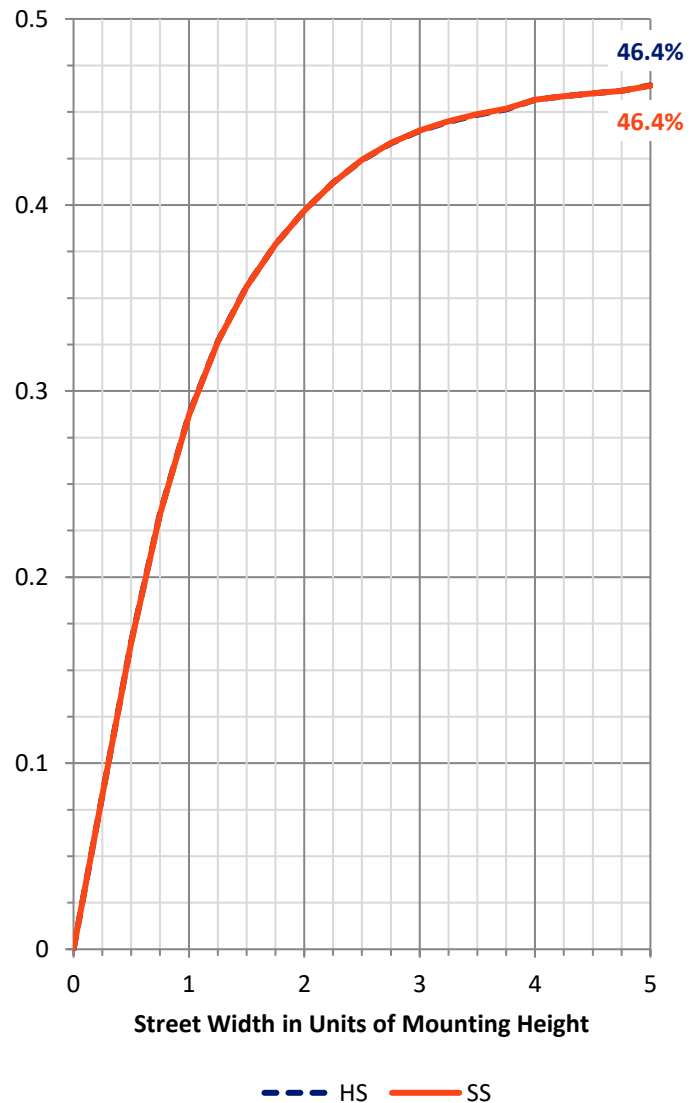
**FLUX DISTRIBUTION:**

		Downward	Upward	Total
<b>House Side</b>	Lumens	1258.1	83.5	1341.6
	% Fixture	46.9	3.1	50.0
<b>Street Side</b>	Lumens	1258.1	83.5	1341.6
	% Fixture	46.9	3.1	50.0
<b>Total</b>	Lumens	2516.3	167.0	2683.3
	% Fixture	93.8	6.2	100.0

**Coefficient of Utilization**

**ZONAL LUMENS:**

Zone	Lumens	% Fixture
0°-10°	26.5	1.0
10°-20°	109.0	4.1
20°-30°	243.2	9.1
30°-40°	348.7	13.0
40°-50°	428.3	16.0
50°-60°	444.2	16.6
60°-70°	512.0	19.1
70°-80°	331.6	12.4
80°-90°	72.7	2.7
90°-100°	21.3	0.8
100°-110°	33.5	1.2
110°-120°	44.1	1.6
120°-130°	49.1	1.8
130°-140°	16.3	0.6
140°-150°	2.7	0.1
150°-160°	0.0	0.0
160°-170°	0.0	0.0
170°-180°	0.0	0.0
0°-90°	2516.3	93.8
0°-180°	2683.3	100.0

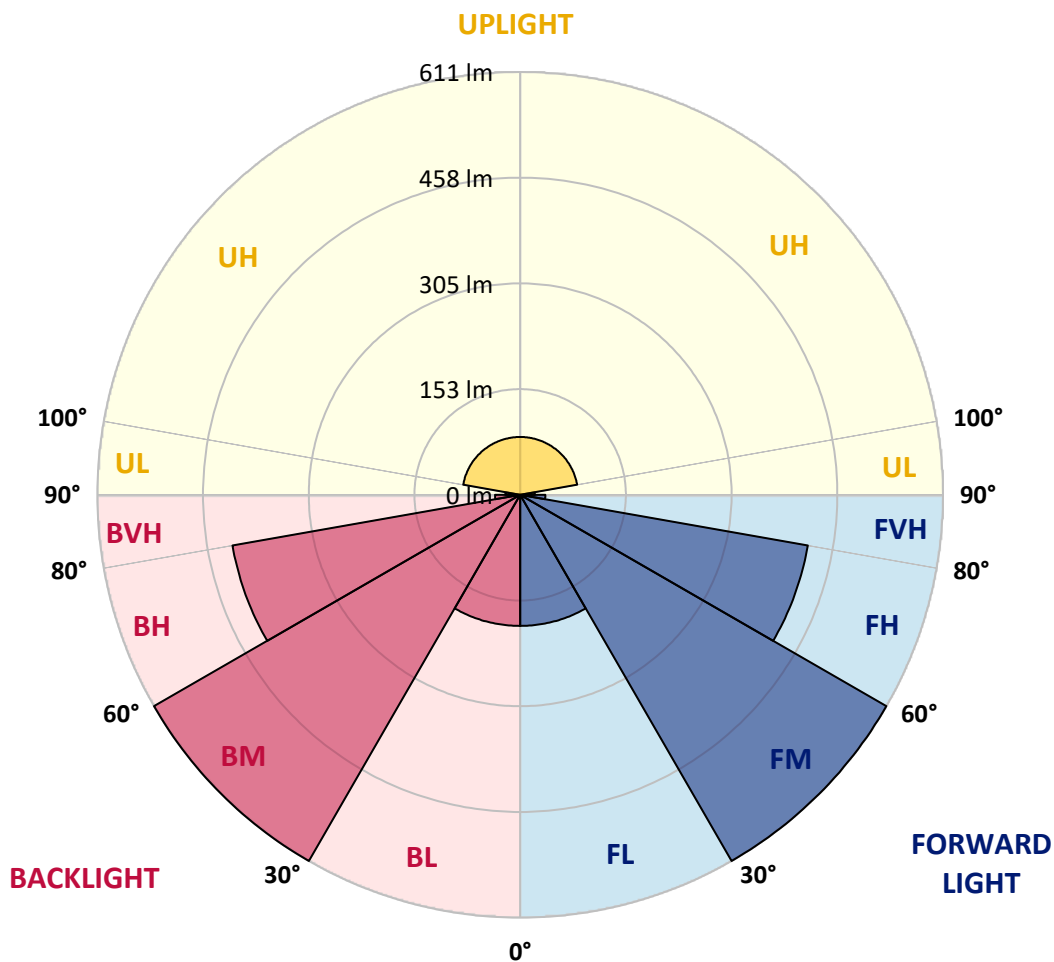


REPORT NUMBER: P22712  
 CATALOG NUMBER: AL2050LPCGY

**LUMINAIRE CLASSIFICATION SYSTEM LUMEN TABLE AND BUG RATING:**

Zone	Lumens	% Fixture	Zone Rating/Lumen Limit		
			B	U	G
FL (0°-30°)	189.3	7.1			
FM (30°-60°)	610.6	22.8			
FH (60°-80°)	421.8	15.7			G0/660
FVH (80°-90°)	36.4	1.4			G1/100
BL (0°-30°)	189.3	7.1	B1/500		
BM (30°-60°)	610.6	22.8	B1/1000		
BH (60°-80°)	421.8	15.7	B1/500		G0/660
BVH (80°-90°)	36.4	1.4			G1/100
UL (90°-100°)	21.3	0.8		U2/50	
UH (100°-180°)	83.5	3.1		U3/500	

**BUG Rating: B1-U3-G1**  
 Type V Short





REPORT NUMBER: P22712  
 CATALOG NUMBER: AL2050LPCGY

**CANDELA DISTRIBUTION (FULL):**

	0°	5°	15°	25°	35°	40°	45°	50°	55°	60°	65°
0°	228	228	228	228	228	228	228	228	228	228	228
2.5°	233	233	232	232	232	229	231	229	230	229	230
5°	260	260	260	259	257	255	257	255	256	254	254
7.5°	296	296	296	295	293	289	292	290	289	289	288
10°	324	324	323	320	318	315	315	312	311	310	308
12.5°	348	347	346	343	339	336	336	332	332	331	328
15°	379	378	376	373	370	367	367	364	364	363	361
17.5°	421	420	417	414	413	415	413	411	408	409	406
20°	476	475	470	468	470	476	470	471	465	465	463
22.5°	524	523	519	519	523	530	524	523	518	515	515
25°	543	543	540	542	547	552	547	543	541	534	536
27.5°	540	540	540	543	547	548	547	537	541	529	534
30°	533	531	533	536	538	532	536	524	532	521	524
32.5°	537	535	537	540	539	531	538	527	536	529	528
35°	551	552	553	557	555	546	554	547	554	552	548
37.5°	571	571	571	579	576	569	574	570	576	575	572
40°	584	585	586	597	596	593	589	587	592	593	593
42.5°	571	572	575	585	589	590	578	576	580	581	581
45°	541	544	549	556	562	566	551	547	551	548	549
47.5°	526	528	533	537	542	545	533	524	532	527	529
50°	520	521	524	527	526	530	520	508	516	513	515
52.5°	517	519	516	515	508	516	508	496	500	498	500
55°	507	505	505	504	497	506	495	485	489	487	490
57.5°	493	490	495	493	486	499	484	481	477	475	479
60°	479	473	475	473	462	470	460	462	456	456	459
62.5°	467	461	462	458	444	452	446	447	443	444	445
65°	497	501	506	509	491	489	498	492	491	488	483
67.5°	642	643	644	636	619	630	608	615	602	609	592
70°	553	560	549	526	511	528	510	519	516	521	520
72.5°	411	412	407	396	382	396	378	394	387	383	389
75°	304	312	310	305	292	301	289	300	295	290	298
77.5°	225	231	229	223	214	221	210	218	216	215	219
80°	156	160	159	155	149	155	148	153	151	151	155
82.5°	94	97	96	92	89	92	89	92	90	91	93
85°	51	52	52	52	50	52	51	51	52	53	54
87.5°	33	33	34	34	33	34	33	34	35	35	35
90°	21	22	22	21	21	21	21	21	21	22	21
92.5°	18	18	18	18	18	18	17	18	18	18	18
95°	18	18	18	18	18	18	16	18	17	18	18
97.5°	20	20	20	20	19	20	18	20	19	20	20
100°	25	25	25	24	23	24	21	24	22	24	24
102.5°	29	29	29	28	26	28	25	28	26	28	28
105°	34	33	33	32	30	32	29	32	29	33	31
107.5°	37	37	36	35	33	36	32	36	32	36	34
110°	41	41	39	38	36	39	35	40	35	40	37



REPORT NUMBER: P22712  
 CATALOG NUMBER: AL2050LPCGY

**CANDELA DISTRIBUTION (continued):**

	0°	5°	15°	25°	35°	40°	45°	50°	55°	60°	65°
112.5°	44	44	42	40	38	43	38	43	38	43	40
115°	47	47	45	43	41	46	41	46	40	47	43
117.5°	50	49	48	46	43	49	43	49	43	49	45
120°	52	52	50	48	46	51	45	52	45	52	48
122.5°	56	55	53	51	49	54	48	55	48	55	51
125°	60	59	58	55	52	58	52	59	52	60	55
127.5°	62	62	60	56	54	60	53	61	54	62	57
130°	52	52	49	47	45	49	44	50	45	52	47
132.5°	31	31	29	28	27	30	26	30	27	31	28
135°	15	15	14	14	14	15	13	15	13	15	14
137.5°	10	10	10	10	9	10	9	10	9	10	10
140°	8	8	8	8	7	8	7	8	7	8	8
142.5°	7	7	7	7	6	7	6	7	6	7	7
145°	6	6	6	6	5	6	5	6	5	6	6
147.5°	0	0	0	0	0	0	0	0	0	0	0
150°	0	0	0	0	0	0	0	0	0	0	0
152.5°	0	0	0	0	0	0	0	0	0	0	0
155°	0	0	0	0	0	0	0	0	0	0	0
157.5°	0	0	0	0	0	0	0	0	0	0	0
160°	0	0	0	0	0	0	0	0	0	0	0
162.5°	0	0	0	0	0	0	0	0	0	0	0
165°	0	0	0	0	0	0	0	0	0	0	0
167.5°	0	0	0	0	0	0	0	0	0	0	0
170°	0	0	0	0	0	0	0	0	0	0	0
172.5°	0	0	0	0	0	0	0	0	0	0	0
175°	0	0	0	0	0	0	0	0	0	0	0
177.5°	0	0	0	0	0	0	0	0	0	0	0
180°	0	0	0	0	0	0	0	0	0	0	0





REPORT NUMBER: P22712  
 CATALOG NUMBER: AL2050LPCGY

**CANDELA DISTRIBUTION (continued):**

	66°	67°	68°	69°	70°	75°	80°	85°	90°
0°	228	228	228	228	228	228	228	228	228
2.5°	229	229	229	229	229	229	229	229	229
5°	254	254	254	254	254	254	254	253	252
7.5°	288	288	288	288	288	286	287	285	285
10°	309	309	309	309	309	306	307	306	305
12.5°	329	329	329	328	328	325	325	325	324
15°	363	363	362	362	362	359	362	360	359
17.5°	408	408	408	408	408	405	409	404	404
20°	463	463	463	463	463	463	462	460	460
22.5°	513	513	512	512	512	513	512	513	514
25°	532	532	532	531	532	534	534	534	534
27.5°	528	528	528	528	528	532	532	531	531
30°	519	519	519	519	519	522	523	521	522
32.5°	525	525	525	525	525	525	524	525	525
35°	549	549	548	548	547	544	543	543	545
37.5°	576	576	576	574	573	567	568	566	567
40°	598	598	598	598	597	586	588	583	583
42.5°	586	588	587	588	588	575	582	570	569
45°	553	554	554	555	557	544	554	539	537
47.5°	530	532	531	533	533	524	531	520	519
50°	512	513	513	515	516	514	517	512	511
52.5°	494	495	495	496	498	503	503	507	508
55°	485	486	487	490	492	493	490	495	500
57.5°	481	483	484	485	486	478	479	478	481
60°	464	464	464	463	464	453	455	458	463
62.5°	446	447	445	445	445	445	447	456	462
65°	487	473	478	478	478	479	487	494	491
67.5°	592	588	591	592	591	585	586	596	594
70°	532	545	540	538	537	528	528	534	533
72.5°	404	406	407	401	401	393	391	393	397
75°	310	311	307	308	307	299	297	300	301
77.5°	231	231	230	224	223	217	216	218	218
80°	161	161	160	158	158	152	150	154	154
82.5°	96	96	96	95	95	92	91	93	93
85°	54	55	55	54	54	54	53	55	55
87.5°	36	36	36	36	36	35	35	36	36
90°	22	22	22	22	22	21	21	21	21
92.5°	18	18	18	18	18	18	18	18	18
95°	18	18	18	18	18	18	18	18	18
97.5°	20	20	20	20	20	20	20	20	20
100°	24	24	24	24	24	24	24	24	24
102.5°	28	29	29	29	29	29	29	29	29
105°	33	33	33	33	33	33	33	33	33
107.5°	37	37	37	37	37	36	37	37	37
110°	40	40	40	40	40	39	40	40	40



REPORT NUMBER: P22712  
 CATALOG NUMBER: AL2050LPCGY

**CANDELA DISTRIBUTION (continued):**

	66°	67°	68°	69°	70°	75°	80°	85°	90°
112.5°	44	44	44	44	44	42	44	44	44
115°	47	47	47	47	47	45	47	47	47
117.5°	50	50	50	50	50	48	50	49	49
120°	53	53	53	53	53	50	54	52	52
122.5°	57	57	57	57	57	54	57	56	56
125°	61	61	61	61	61	58	61	60	60
127.5°	63	63	63	63	64	59	63	61	61
130°	52	52	52	52	52	48	53	50	50
132.5°	31	32	32	32	32	29	31	29	30
135°	16	16	16	16	16	14	15	15	15
137.5°	10	10	10	10	10	10	10	10	10
140°	8	8	8	8	8	8	8	8	8
142.5°	7	7	7	7	7	7	7	7	7
145°	6	6	6	6	6	6	6	6	6
147.5°	0	0	0	0	0	0	0	0	0
150°	0	0	0	0	0	0	0	0	0
152.5°	0	0	0	0	0	0	0	0	0
155°	0	0	0	0	0	0	0	0	0
157.5°	0	0	0	0	0	0	0	0	0
160°	0	0	0	0	0	0	0	0	0
162.5°	0	0	0	0	0	0	0	0	0
165°	0	0	0	0	0	0	0	0	0
167.5°	0	0	0	0	0	0	0	0	0
170°	0	0	0	0	0	0	0	0	0
172.5°	0	0	0	0	0	0	0	0	0
175°	0	0	0	0	0	0	0	0	0
177.5°	0	0	0	0	0	0	0	0	0
180°	0	0	0	0	0	0	0	0	0

(END OF REPORT)